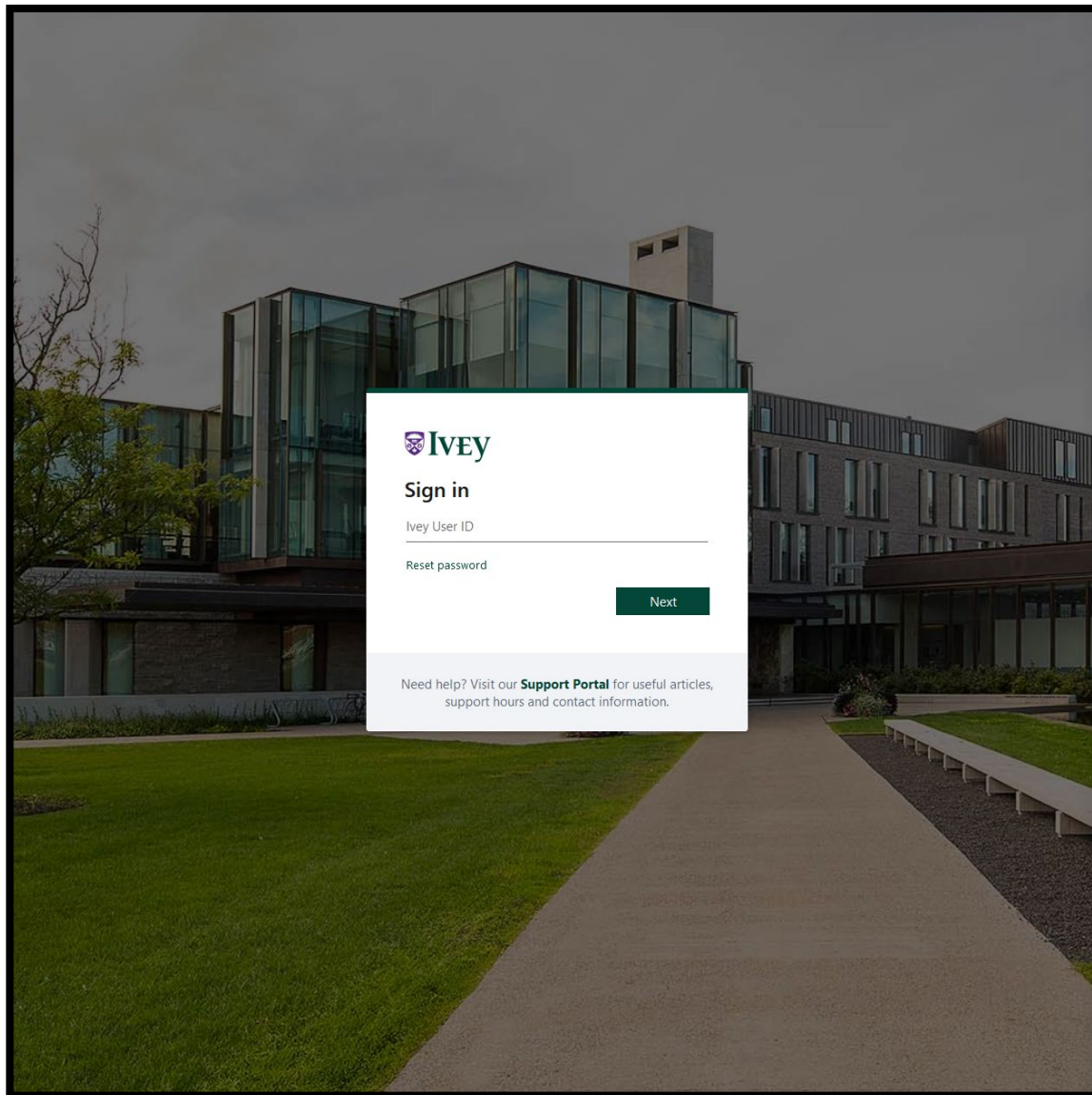


Accessing the Alumni Hub



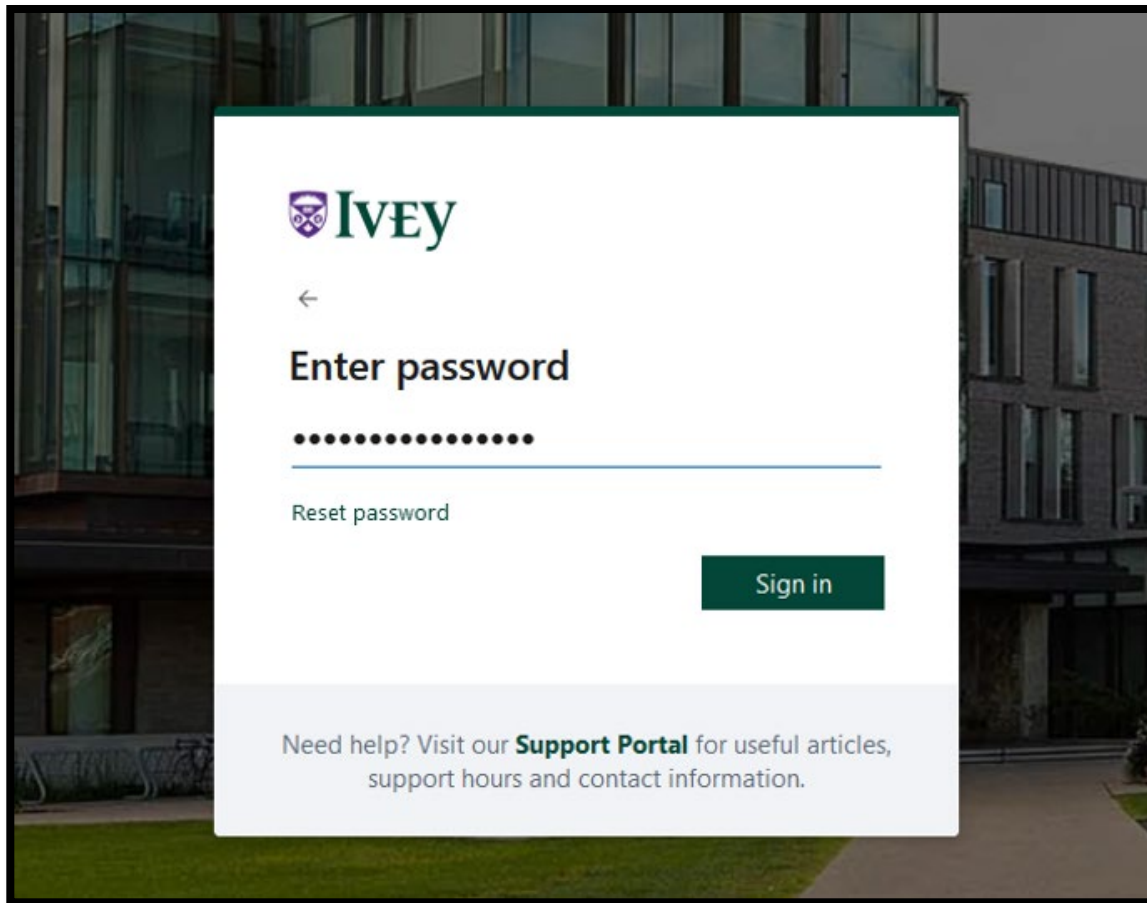
Ivey has launched a new Alumni Portal called [Alumni Hub](#). The Alumni Hub can be accessed in any browser by going to <https://alumnihub.ivey.ca/> or through the redirections from the previous Alumni Portal.

Once you have navigated to <https://alumnihub.ivey.ca/> an Ivey login page will prompt for your Ivey credentials. Your Ivey credentials are the same login used to access your Ivey O365 email address. Your Ivey User ID is the latest degree that you have obtained from Ivey and will be in the format of jsmith.mba2021@ivey.ca. This is your first initial and last name followed by your program and grad year.



Once the Ivey User ID has been entered, enter your password to complete the process.

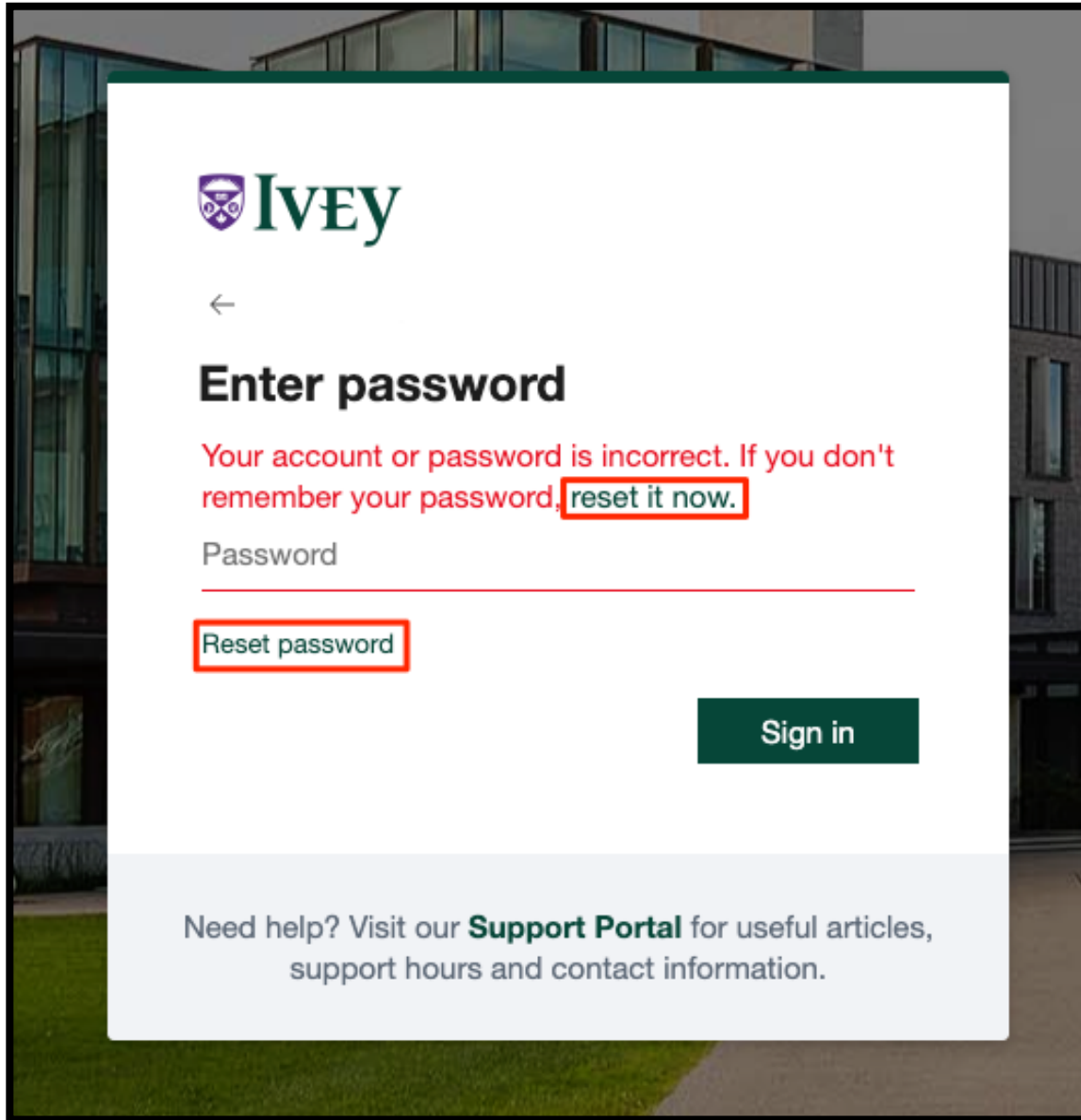
Accessing the Alumni Hub



Accessing the Alumni Hub



If you do not know your password, you can use the Reset Password link to set a new password.

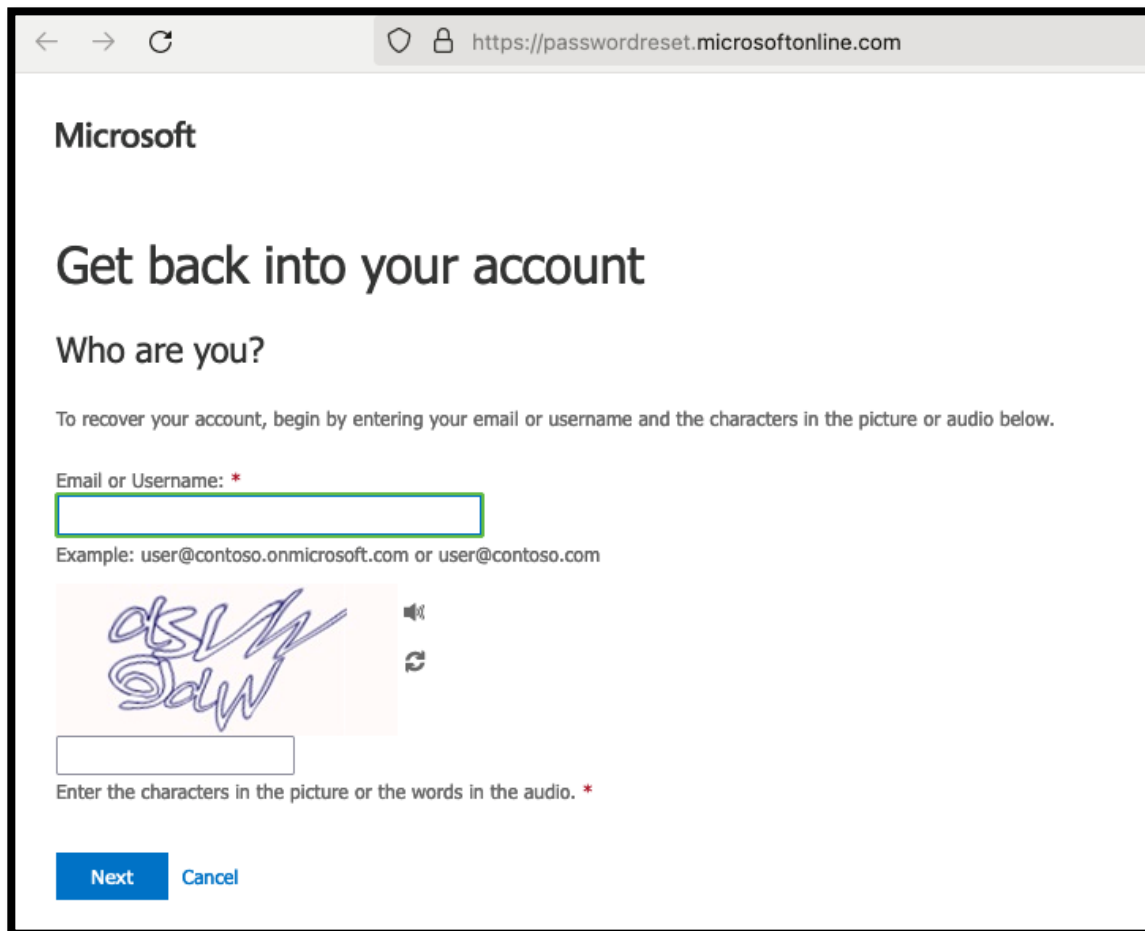


As your Ivey login is an O365 Account, the password is reset through the Microsoft Password reset procedure.

Accessing the Alumni Hub




Enter your Ivey Email Address in the Email or Username field, the Captcha and the click Next.

A screenshot of a web browser window showing the Microsoft password reset page. The browser's address bar displays "https://passwordreset.microsoftonline.com". The page content includes the Microsoft logo, the heading "Get back into your account", and the question "Who are you?". Below this, there is a text input field for "Email or Username: *" with a green border. An example email address is provided: "Example: user@contoso.onmicrosoft.com or user@contoso.com". There is a CAPTCHA image showing the words "dsw" and "dsw" in a stylized font, with a speaker icon and a refresh icon to its right. Below the CAPTCHA is another text input field. At the bottom, there are two buttons: "Next" (highlighted in blue) and "Cancel".

Select the Email Address to be used for sending the password reset code to and click Next.

If you do not have access to the listed personal email account, please contact Advancement at alumnirecords@ivey.ca and they will be able to assist you with updating the required information once your identity has been verified.

← → ↻ <https://passwordreset.microsoftonline.com>



Get back into your account

verification step 1 > choose a new password

Please choose the contact method we should use for verification:

Email my alternate email

What email would you like to use for verification?

Email me at

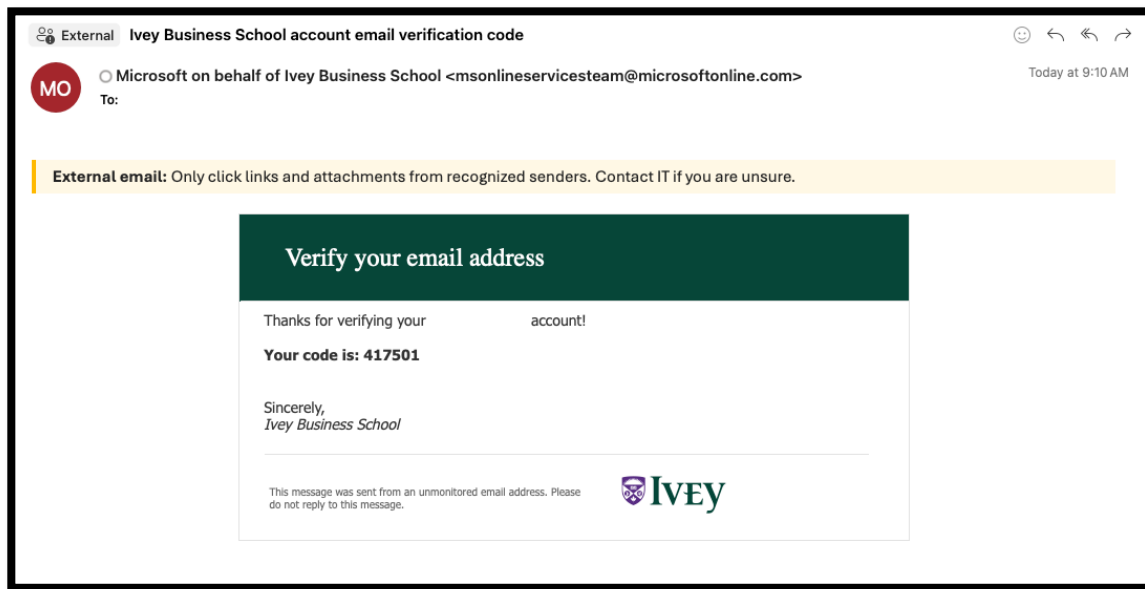
[Next](#)

[Cancel](#)

Accessing the Alumni Hub



You will receive an email to your desired email account (this is a personal email address not your Ivey O365 account)



Enter this code and set your new password that will be used to log into the Alumni Hub. This will also change the password for your Ivey O365 email address.

Please note that your password can only be reset once every 24 hours for security reasons.

If you have attempted to log in multiple times in the past hour unsuccessfully, your account may be locked and will require assistance through the Ivey IT Support for immediate access.

It will unlock itself after 60 minutes.

Ivey IT Support can be reached at itcentre@ivey.ca or through their Support site at <https://support.ivey.ca/s/>